


Water Safety

Coloring & Activity Book



A note to parents and teachers

This water safety coloring and activity book may be used to instruct children in some of the basics of boat and water safety. We recommend that you go through the book with your children and read the poem on each page out loud. Then discuss the message with your children, and how it may apply to them. The teaching guide in the back of the book elaborates on each picture with an activity that will help reinforce what the children have learned, and will suggest topics for discussion. There are also several pages of puzzles with a water safety theme at the end of the book.

Please take a little time with your children to study this book and help protect Minnesota's most precious resource...our children!



While not a NASBLA approved boating safety course, this publication is recognized by the National Association of State Boating Law Administrators to benefit boating safety - 2010.



Always wear your PFD*
that goes for grown-ups too
A PFD is your friend for life
and makes boating safe for you.




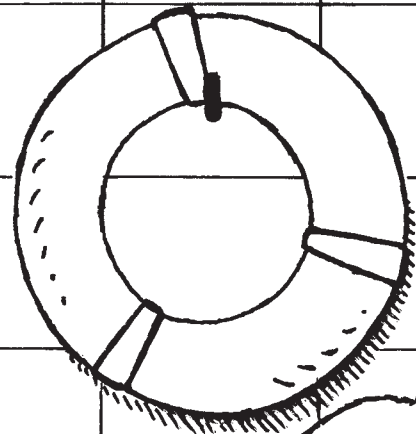
*Personal Flotation Device (or Life Jacket)


When swimming at the lake or beach
take a buddy to keep from trouble
A lifeguard standing by to help
can get there on the double.



Learning to swim is lots of fun
and a very smart thing to do
A swimming class can really help
make it easy and safe for you.


SWIMMING
CLASS
10 a.m.
MON-FRI





Water toys like tubes and mats
are only meant for play
But trusting one to save your life
could ruin your whole day!



Tippy boats and standing up
are bad for son and daughter
'Cause if they take that one wrong step
they could wind up in the water.




The skipper said "Full speed ahead"
"Let's see how fast we'll go!"
But if logs or rocks are in the way
they should be going slow.




Cold water likes to steal your strength
and makes it hard to float
So if your skiff turns bottom up
always climb back in the boat.



Reach a stick to save his life
or a long rope you could throw
And if a boat is standing by
to help him you could row.





I'll show them I'm no scaredy cat!


DANGEROUS... NO DIVING!

Johnny dove into the lake but didn't check the bottom,

Tho' the water wasn't very deep it was the rocks that got him.


SS HUMONGOUS

Too much weight is dangerous
and can cause your boat to sink
'Cause overloading is just plain dumb
you could wind up in the drink!




Sunny
days are best for
boats but when you
hear lightning's crack


Be smart, be cool, don't be a chump
when you see a storm HEAD BACK!




Billy told his sister Sue
near thin ice please don't play
He's read the rules, he knows his stuff
this sign means stay away!



You have to wear your life jacket or no boat ride today!

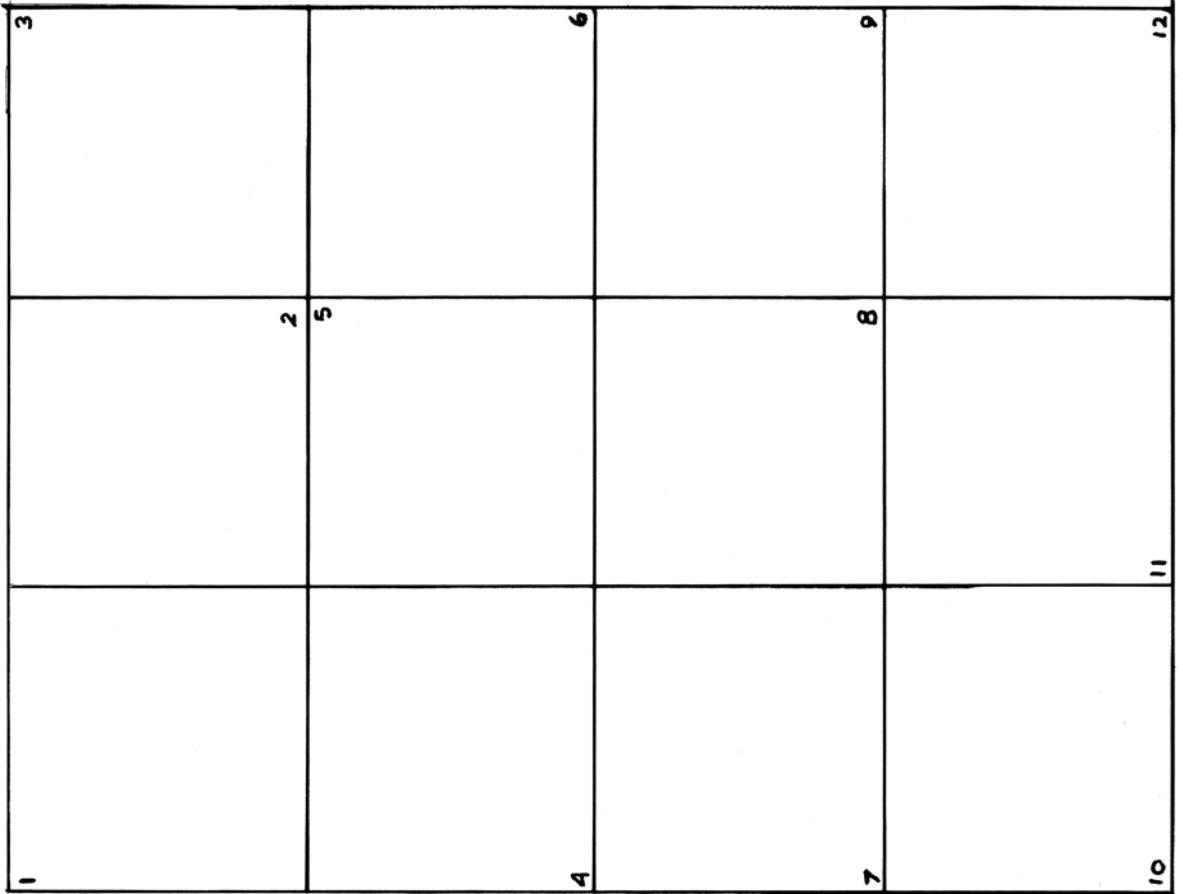
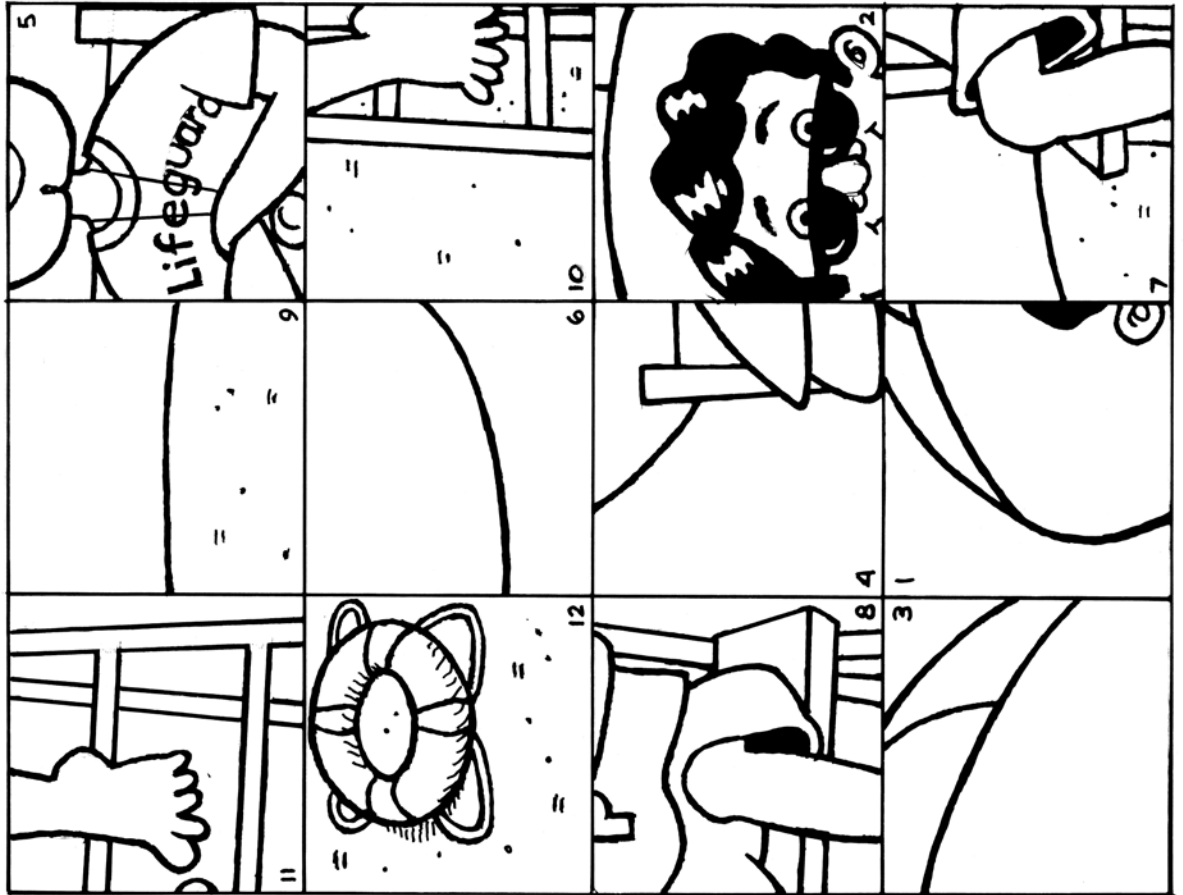


START



SAFETY SCRAMBLE

Copy the number of boxes on the left in the correctly numbered empty boxes on the right to unscramble the picture.
 (Hint: You should always obey this person at the pool or beach.)



18 Hidden Words or Phrases

Some are safe things, some are not. How many can you find?

(Hint: They can be up/down, left/right, or diagonal)



Teaching Activity and Study Guide

Page 1 PFD stands for Personal Flotation Device (also called a life jacket) and they come in many styles and colors. You should always wear a PFD when in a boat, even if you are a good swimmer. Why? What would happen if you were not wearing a PFD and were knocked unconscious in a boating accident?

Activity Practice putting on different sizes of PFDs. Have the child put on a PFD and then lift their arms above their head. An adult then lifts up on the shoulders of the PFD. If it touches the child's ears or it comes off, it is too loose.

Page 2 Swim at supervised beaches and always with a buddy. Wear a PFD if you aren't sure of your swimming ability.

Activity Talk about why there should be a grown-up present to supervise swimmers. The adult who is supervising should be watching the swimmer, not reading a book or snoozing. Why?

Page 3 The best water safety advice we can give is to learn to swim properly. Lessons are available from the American Red Cross, YMCA, community school programs and many other institutions.

Activity If you are a weak swimmer or don't know how to swim at all, enroll in a swimming class today!

Page 4 Don't substitute inflatable toys, tubes or air mattresses for swimming ability, because you might fall off, or they might suddenly deflate or drift out into deep water.

Activity Talk about what bad things could happen while using an inflatable toy for flotation.

Page 5 These foolish folks are breaking an important safety rule. They are standing up in a boat.

Activity Try to think of ways to keep a boat from tipping over. (Hints: Would staying seated and keeping low in the boat be a good idea? How about always having one hand on the boat when moving around?)

Page 6 There are lots of things to watch while boating. Help your skipper keep an eye out for logs, boats or other objects that could cause a collision.

Activity Name as many things as you can that you should watch out for while boating.

Page 7 Capsizing (tipping over) and falls overboard are the two most common kinds of fatal boating accidents. If you do tip over, try to climb back onto your boat, even if it is still upside down. It is important to get as much of your body as possible out of the water, because cold water robs body heat 25 times faster than air of the same temperature.

Activity Discuss why you should not take your clothes off if you fall into cold water. (Hint: Clothing traps air and heat.)

Page 8 Unless you have special training in lifesaving, don't swim out to help someone in trouble. Something could be extended from shore to the victim like a long stick or a boat oar, or a fishing pole. Something that floats could be thrown to them to help them stay afloat, like a boat cushion, life jacket or empty picnic cooler. Most importantly, yell for help from an adult!

Activity Name things that float you might find at the dock or a beach that could be extended or thrown to someone having trouble in the water and why you should not try a swimming rescue.

Page 9 Never dive into waters of unknown depth. You could hurt your head and neck on a rock, log or shallow bottom. Just remember "First time, feet first."

Activity Talk about other things that could happen if you were wading or swimming in unknown waters. (Hint: What if there was broken glass on the bottom?)

Page 10 Find out how many people your boat can carry. Look at the plate usually near the back of the boat (transom) or the steering wheel.

Activity Talk about why too many people in a boat might be dangerous.

Page 11 No boating trip should start out in a storm. If you see a storm coming, head back to shore.

Activity Lightning strikes the tallest object it can find. Talk about what the tallest things are out on the lake.

Page 12 The diamond shaped thin ice sign means danger, but just because there is no sign, doesn't mean it is safe. Never play on or near icy ponds, streams, ditches or lakes unless you are with a grown-up who can tell you if it's alright. If someone does fall through thin ice, tell them to grab the edge of the ice and hang on, then you should run to an adult to call 911 for help!

Activity Talk about what you could do to help someone who fell through the ice if there was no grown-up to help. (Note to teacher: This depends greatly on the age of the child. In most cases, we recommend that children run for help if they see someone in a water or ice emergency and not attempt a rescue themselves.)

Answers for Hidden Words puzzle on page 15

Tippy Boat

Capsized Boat

Lightning

Storms

Unknown Waters

Inflatable Toys

Help

Personal Flotation

Device

Supervised

Swimming Buddy

Swimming Class

Lifesaver

Water Safety

Lifeguard

Rope

Paddle

Life Preserver

For more information about boat and water safety, contact:

Minnesota Department of Natural Resources
Boat & Water Safety Section
500 Lafayette Road
St. Paul, MN 55155-4046
651-259-5400 or toll free 1-888-646-6367
ask for the Boat & Water Safety Section

Find us on the Internet at: www.mndnr.gov/boating
Send us an e-mail at: boatandwater.dnr@state.mn.us

TTY (hearing impaired)
651-296-5484 toll free 1-800-657-3929

This document is available in alternative formats to individuals with disabilities by calling the phone numbers above.

Credits

★ Graphics by Angela Jacobson ★ Layout by Sharon Ketelsen & Tim Smalley
★ Text by Tim Smalley

© 2010 Minnesota Department of Natural Resources

Equal opportunity to participate in and benefit from programs of the Minnesota Department of Natural Resources is available to all individuals regardless of race, color, creed, religion, national origin, sex, marital status, public assistance status, age, sexual orientation, disability or activity on behalf of a local human rights commission. Discrimination inquiries should be sent to MN-DNR, 500 Lafayette Road, St. Paul MN 55155 - 4049 or the Office of Civil Rights, U.S. Coast Guard, 2100 2nd St. SW, Washington DC 20593 - 0001.



Printed on recycled paper.
Contains at least 30%
post-consumer waste.